

Coronavirus (COVID-19), Republic of Korea

Central Disaster
Management HeadquartersCentral Disease
Control Headquarters

Korean Chinese

Latest Updates Cases in Korea

Cases in Korea

Cases in Korea

Cases of COVID-19 in Korea

Cases in Korea (3.15.00 a.m.)

(unit: persons)

Deaths		Hospitalizations with moderate to severe symptoms	
Daily	Per 100,000 people	Daily	Per 100,000 people
293	0.57	1,196	02.32

New hospitalizations		Confirmed	
Daily	Per 100,000 people	Daily	Per 100,000 people
1,837	3.56	362,338	701.68

Current status of deaths (3.15.00 a.m.)

(unit: persons)

Category	03.09.	03.10.	03.11.	03.12.	03.13.	03.14.	03.15.	Daily average for the week
Daily	158	206	229	269	251	200	293	229
Per 100,000 people	0.31	0.40	0.44	0.52	0.49	0.39	0.57	0.44

Current status of hospitalizations with moderate to severe symptoms (3.15.00 a.m.)

(unit: persons)

Category	03.09.	03.10.	03.11.	03.12.	03.13.	03.14.	03.15.	Daily average for the week
Daily	1087	1113	1116	1066	1074	1158	1196	1115
Per 100,000 people	2.11	2.16	2.16	2.06	2.08	2.24	2.32	2.16

Hospitalizations with moderate to severe symptoms: patients receiving isolated treatment through high flow therapy, respirator, ECMO (extracorporeal membrane oxygenation), and CRRT (continuous renal replacement therapy)

Current status of new hospitalizations (3.15.00 a.m.)

(unit: persons)

Category	03.09.	03.10.	03.11.	03.12.	03.13.	03.14.	03.15.	Daily average for the week
Daily	2149	2020	1982	2195	2075	1613	1837	1981
Per 100,000 people	4.16	3.91	3.84	4.25	4.02	3.12	3.56	3.84

Current status of confirmations (3.15.00 a.m.)

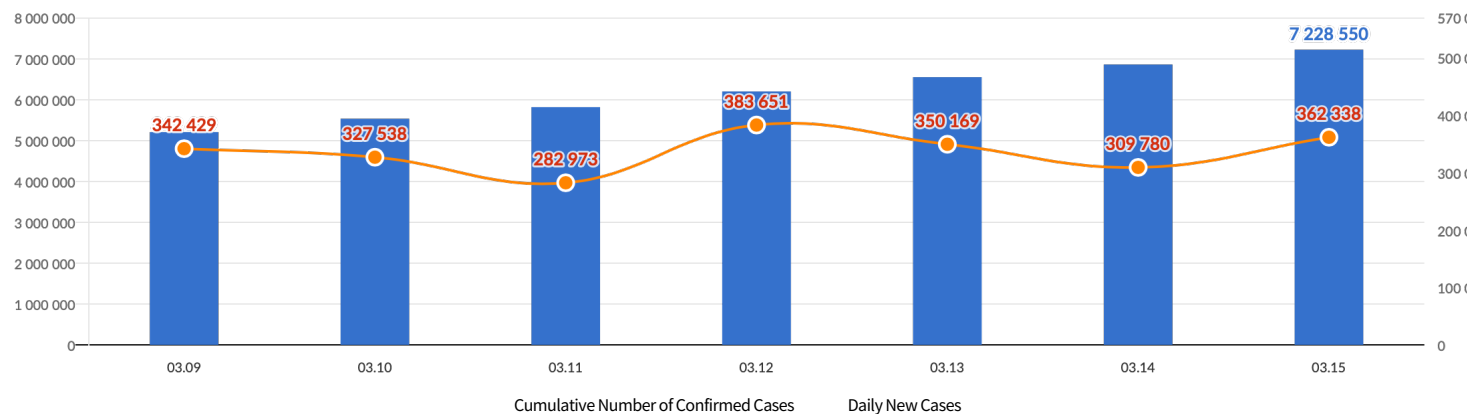
(unit: persons)

Category	03.09.	03.10.	03.11.	03.12.	03.13.	03.14.	03.15.	Daily average for the week
Daily	342 429	327 538	282 973	383 651	350 169	309 780	362 338	336 982
Per 100,000 people	663.12	634.29	547.99	742.95	678.11	599.90	701.68	652.58

Daily and Cumulative Number of Confirmed Cases

Cumulative Number of Confirmed Cases

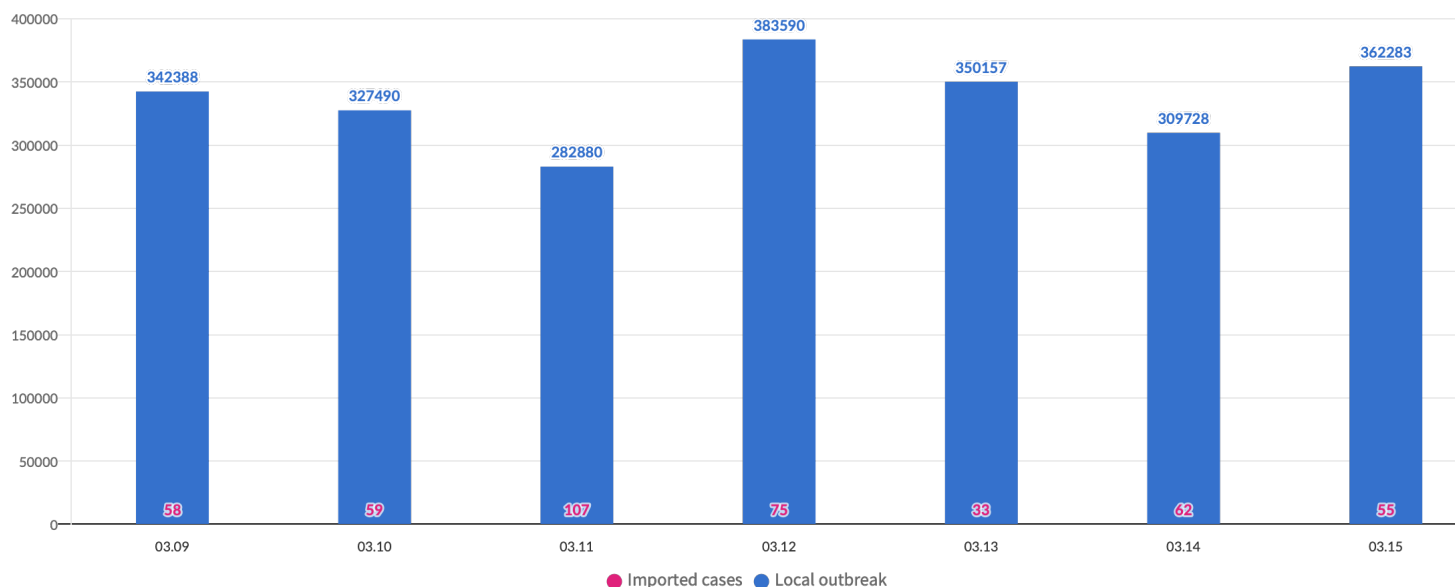
Daily New Cases



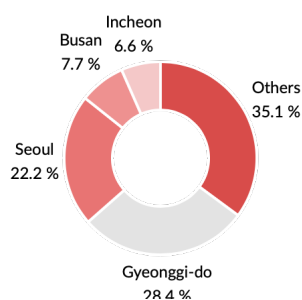
Imported Cases (as of 00 on 3.15.)

Classification		Daily Change	Confirmed Cases	(%)
Total		144	28 244	
Country	China	5	289	(1.0%)
	AsiaoutsideChina	80	13 515	(47.9%)
	Europe	22	4 101	(14.5%)
	America	20	8 533	(30.2%)
	Africa	4	1 529	(5.4%)
	Oceania	13	277	(1.0%)
Confirmation stage	Quarantinestage	36	9 537	(33.8%)
	Local	108	18 707	(66.2%)
Nationality	Koreannationals	78	16 019	(56.7%)
	Foreignnationals	66	12 225	(43.3%)

Daily New Cases according to the route of infection



Regional Breakdown of Confirmed Cases (as of 00 on 3.15.)



Breakdown of Cluster Outbreaks (as of 00 on 3.15.)



Daily testing status (3.15.00 a.m.)

Number of suspicious report testing	Number of testing at temporary screening stations	Total
0	0	0

Number of confirmed cases by gender (3.15.00 a.m.)

Category	Confirmed(%)	Deaths(%)	Fatality rate(%)
Male	3 472 036 (48.03)	5 426 (49.83)	0.16
Female	3 756 514 (51.97)	5 462 (50.17)	0.15

* Fatality rate = Number of deaths/number of confirmed x100

Number of confirmed case by age group (3.15.00 a.m.)

Category	Confirmed(%)	Deaths(%)	Fatality rate(%)
80yearsorolder	172 970 (2.39)	5 948 (54.63)	3.44
70-79	277 799 (3.84)	2 742 (25.18)	0.99
60-69	667 504 (9.23)	1 474 (13.54)	0.22
50-59	857 714 (11.87)	483 (4.44)	0.06

40-49	1 128 622 (15.61)	141 (1.30)	0.01
30-39	1 080 848 (14.95)	63 (0.58)	0.01
20-29	1 157 681 (16.02)	27 (0.25)	-
10-19	998 753 (13.82)	2 (0.02)	-
0-9	886 659 (12.27)	8 (0.07)	-

* Fatality rate = Number of deaths/number of confirmed x100

[Consultation](#)[Community Health Center](#)[Call Center **1339**](#)[Area Code + **120**](#)[Area Code + **114**](#)

Copyright © By MOHW. All Rights Reserved.